

User Manual For



ACHARYA N.G. RANGA AGRICULTURAL UNIVERSITY

Combined entrance test for 2/3 years diploma courses offered
by ANGRAU, Dr YSR HU, SVVU & APFU

By
APOnline

Internal Approval

Internal Approval

Prepared by	Date
Venu Gadde	17/05/2022
Reviewed by	Date
Srinivasa Poluri	17/05/2022

Distribution list

Table 1 : Distribution list

Name	Role
ANGRAU	Client
B Bala Kishore	Group Leader

Document Control Information

Table 2 : Document Control Information

Version	Revision Date	Author	Affected Sections	Brief Description of Change
1.0	17/05/2022		NA	NA



Contents

1 INTRODUCTION	5
1.1 OBJECTIVES.....	5
1.2 SCOPE	5
2 ABBREVIATIONS.....	5
3 SOFTWARE AND TECHNOLOGIES	6
4 PROCESS FLOW	6
4.1 Fee Payment:.....	6
4.2 Know Your Payment Status:	9
4.3 Fill Application (Only After Fee Payment):	12
4.4 Print Application Form:	14

List of Figures

Figure 1 : Fee Payment Link	6
Figure 2 : Registration and Fee Payment Details	7
Figure 3 : Entering Card Details.....	8
Figure 4 : Success Response from Payment Gateway	8
Figure 5 : Payment Receipt Generated.....	9
Figure 6 : Know Your Payment Status – Link.....	10
Figure 7 : Know Your Payment Status	10
Figure 8 : Know Your Payment Status - Details	11
Figure 9 : Filling the Application – Link.....	12
Figure 10 : Filling the Application	12
Figure 11 : Filling the Application - Form	13
Figure 12 : Fill Application – Application number	14
Figure 13 : Application Form for Print/Download - Link.....	15
Figure 14 : Application Form for Print/Download	15
Figure 15 : Application Form for Print/Download	16

1 INTRODUCTION

AGRI POLYCET is a Polytechnic Common Entrance Test conducted by Acharya N.G Ranga Agricultural University, Guntur for admission into Diploma programs offered in constituent and private Polytechnics affiliated to Acharya N G Ranga Agricultural University (ANGRAU), Guntur, Dr YSR Horticultural University (Dr YSR H U), Venkataramanna gudem, Sri Venkateswara Veterinary University (SVVU), Tirupati and Andhra Pradesh Fisheries University (APFU), Vijayawada.

Every candidate desirous of seeking admission into various Diploma course offered by ANGRAU, Guntur, Dr YSR HU, Venkataramanna gudem, SVVU, Tirupati and APFU, Vijayawada can apply online for AGRI POLYCET-2022. No separate application is prescribed for appearing entrance test for admission in to above Universities. The filled in application for AGRI POLYCET-2022 itself is an application for all the above four Universities.

The above Universities have established Polytechnics in various places in the State of Andhra Pradesh and also accorded affiliation to a few Private Polytechnics to boost the agriculture and allied sector and to create to the needs of technically trained manpower.

1.1 OBJECTIVES

The main objective of the admission module is to allot the seats as per the eligibility rules.

1.2 SCOPE

The scope of this document is to explain the process of Candidate Fee payment, registration and download registration details.

2 ABBREVIATIONS

Table 3 : Abbreviations

S.No.	Abbreviation	Expansion
1	ANGRAU	Acharya N.G. Ranga Agricultural University
2	PH	Physically handicapped
3	EWS	Economically Weaker Section
4	NCC	National Cadet Corps
5	GS	Games and Sports
6	CAP	Children of Armed Personnels

3 SOFTWARE AND TECHNOLOGIES

Table 4: Software and Technologies

S.No.	Software	Version
1	PHP	7.2.5
2	My SQL Server	10.1.32

4 PROCESS FLOW

4.1 Fee Payment:

Click on Fee Payment tab as shown in the screen below.

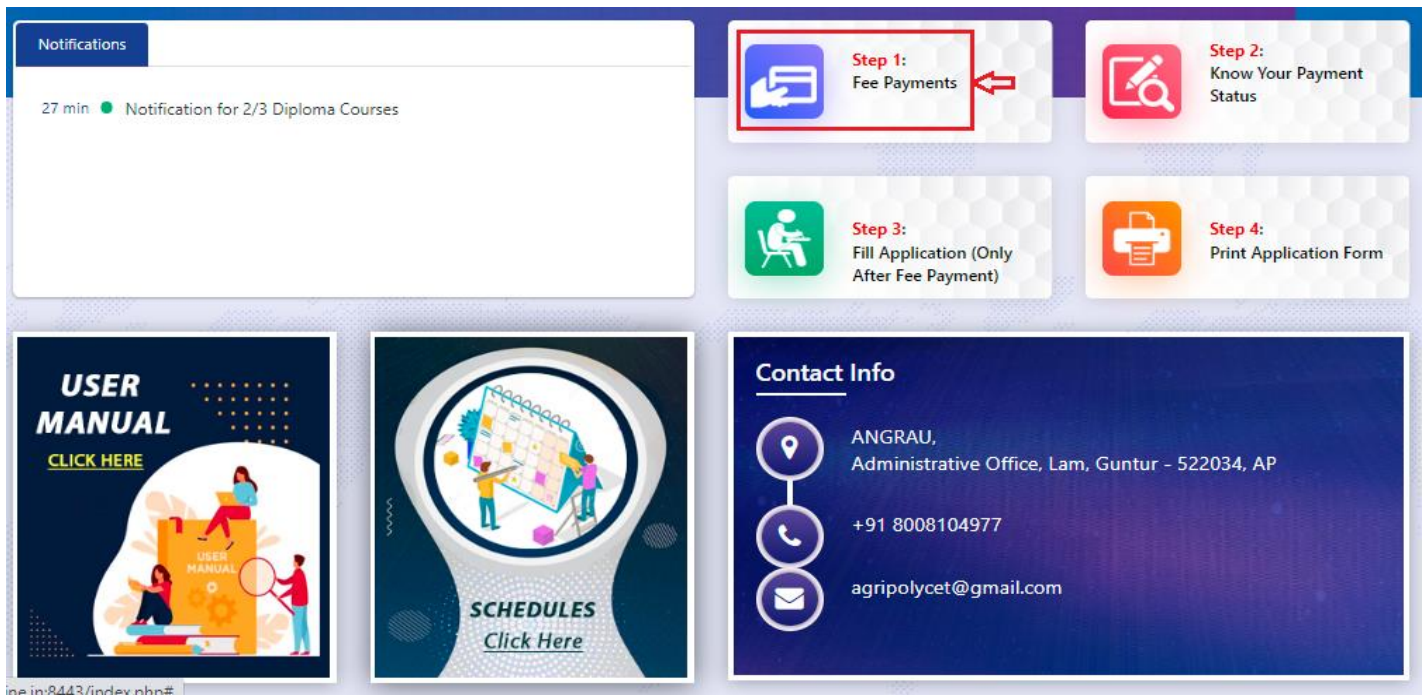


Figure 1 : Fee Payment Link

After clicking on **Fee Payment Tab**, a fee payment webpage will be displayed as shown in the screen below update basic details.

Note:- If the candidate has qualified / appeared from AP SSC Board, the data will be automatically populated from data base. Other candidate who appeared from other than AP SSC Board shall furnish the necessary details by filling all the details in appropriate fields.

Fee Payment for AgriPolyCet - 2022

Qualifying Exam Board * -Select- ▼	Qualifying Exam Passed in * March ▼	Qualifying Exam Passed in Year * 2022 ▼		
Qualifying Exam Hall Ticket Number * <input type="text"/>	Candidate Name (As Per SSC) * <input type="text"/>	DoB:- DD * Select ▼	MM * Select ▼	YYYY * Select ▼
Mobile Number * <input type="text"/>	Mobile No. Mentioned is My * Self ▼	Alternative Mobile Number * <input type="text"/>	Email * <input type="text"/>	
Caste Category * Select ▼	Fee to be Paid* <input type="text"/>	Payment Mode* Debit Card ▼		

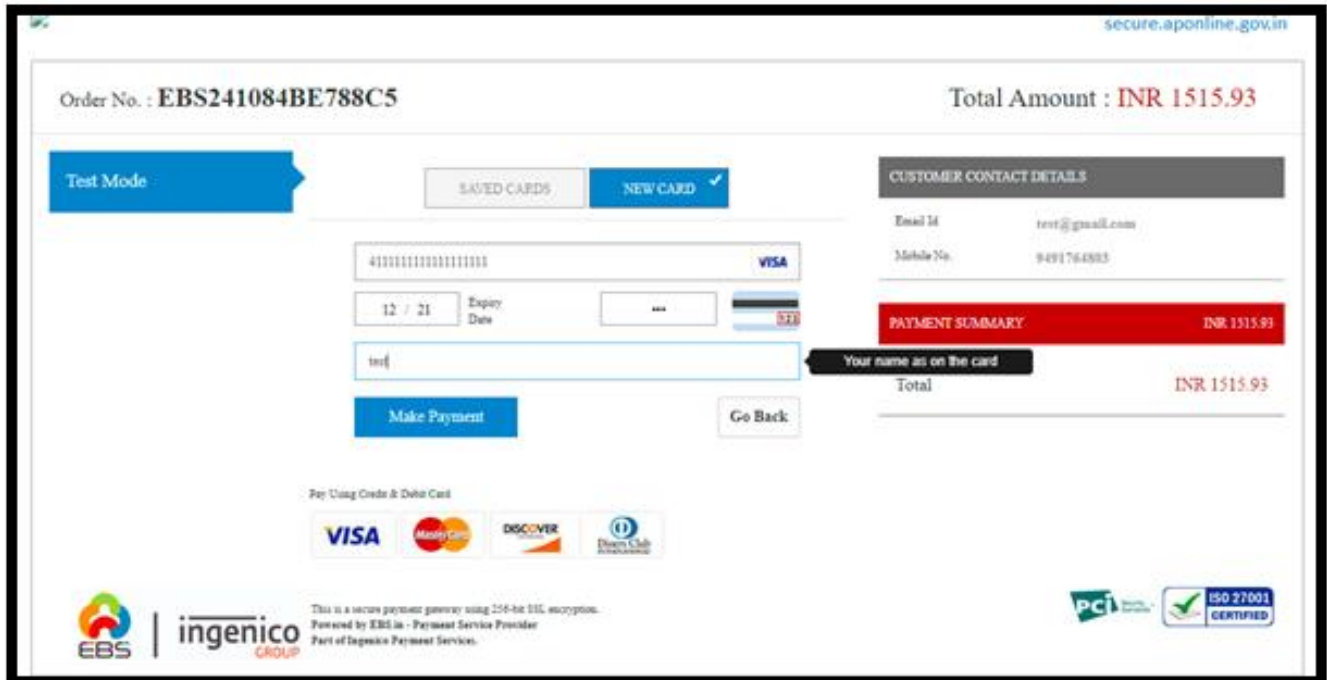
Submit & Pay ←

Figure 2 : Registration and Fee Payment Details

- **SSC or Equivalent (10th Class):** Candidate should select Urban or Rural location, Enter the SSC or Equivalent Hall Ticket No., Month of Passing and Year of Passing.
- **Candidate Name:** Name of candidate (as per SSC) as entered in fee payment screen will be displayed here and cannot be modified or edited.
- **Mobile Number, Alternate Mobile Number and Telephone Number:** Candidate should enter his/her Mobile Number, Alternate Mobile Number and Telephone Number.
- **Email ID:** Candidate should enter his/her Email ID.
- **Date of Birth:** Date of Birth (as per SSC) as entered in fee payment screen will be displayed here and cannot be modified or edited.
- **Caste Category:** Select as per Cast certificate.

After clicking on Fee Payment Tab, a fee payment webpage will be displayed as shown in the screen below.

Enter the payment option details and make the payment as show in following screen.



Order No. : EBS241084BE788C5

Total Amount : INR 1515.93

Test Mode

SAVED CARDS NEW CARD ✓

4111111111111111 VISA

12 / 21 Expiry Date

test

Make Payment Go Back

CUSTOMER CONTACT DETAILS

Email Id test@gmail.com

Mobile No. 9491764883

PAYMENT SUMMARY INR 1515.93

Total INR 1515.93

Pay Using Credit & Debit Card

VISA MasterCard DISCOVER Diners Club

EBS | ingenico GROUP

This is a secure payment gateway using 256-bit SSL encryption.
Powered by EBS.in - Payment Service Provider
Part of Ingenico Payment Services.

PCI ISO 27001 CERTIFIED

Figure 3 : Entering Card Details

Candidate need to wait for the payment process to complete and don't press the BACK button or REFRESH buttons till the payment completes.



secure.aponline.gov.in

Success!

Payment Status	:	Authorized
Payment ID	:	44261

Please wait, redirecting to Merchant..

EBS | ingenico GROUP

This is a secure payment gateway using 256-bit SSL encryption.
Powered by EBS.in - Payment Service Provider
Part of Ingenico Payment Services.

PCI ISO 27001 CERTIFIED

Figure 4 : Success Response from Payment Gateway

Payment Status will be displayed by clicking on Check Payment Status button as shown in the screen below.

Transaction Successful

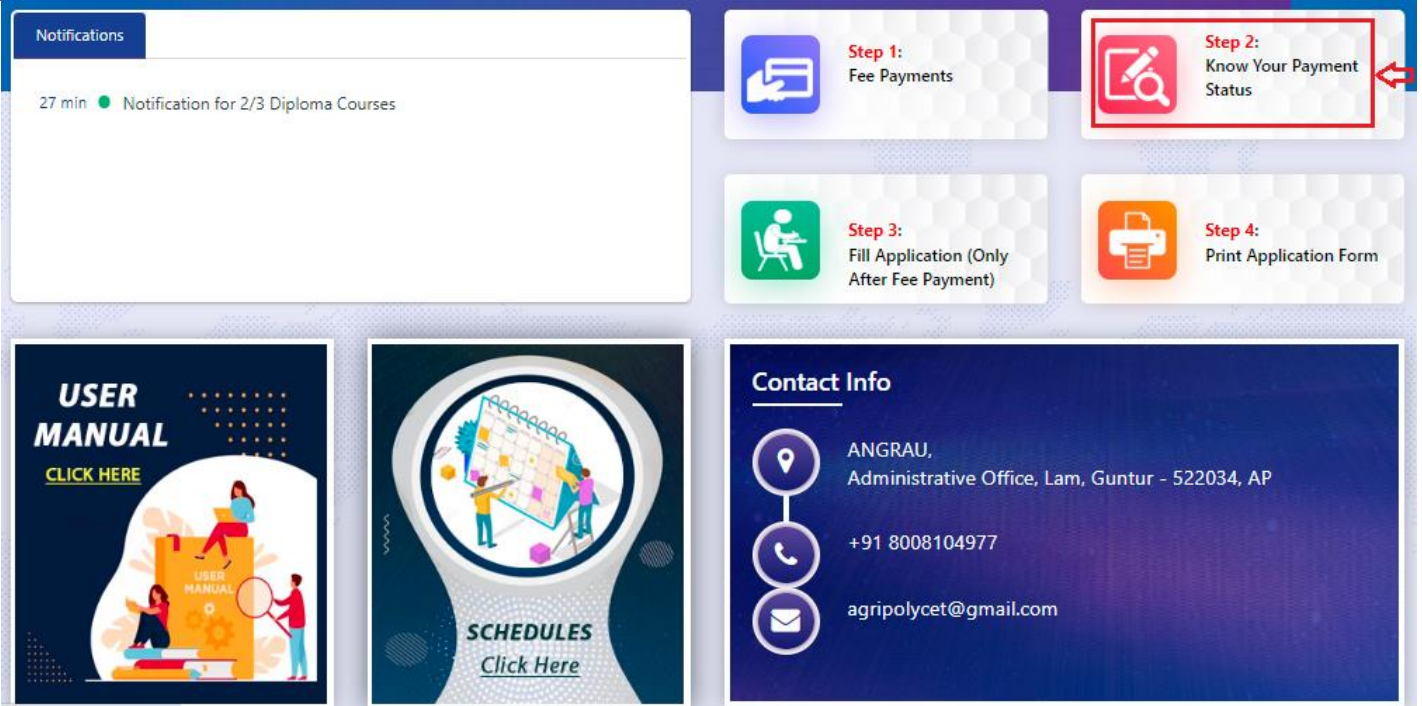
Payment Reference ID	:	P123456789600029
ANGRAU Transaction ID	:	angtxnd178289
Bank Transaction ID	:	PTM180538AEC74CD
Qualifying Hall Ticket No.	:	123456789
Qualifying Exam Board	:	APSSC
Candidate Name	:	Test
Date of Birth	:	1-1-2000
Mobile Number	:	913- [REDACTED]
Mobile Number Mentioned	:	Self
Alternative Mobile Number	:	934- [REDACTED]
Email ID	:	[REDACTED]@gmail.com
Category	:	OC
Fee	:	600/-
Transaction Status	:	success

PRINT

Figure 5 : Payment Receipt Generated

4.2 Know Your Payment Status:

The candidate can also check the status of payment made through this option. Click on Know Your Payment Status tab for checking the status of the payment as shown in the below screen.



Notifications

27 min • Notification for 2/3 Diploma Courses

Step 1:
Fee Payments

Step 2:
Know Your Payment Status

Step 3:
Fill Application (Only After Fee Payment)

Step 4:
Print Application Form

USER MANUAL
CLICK HERE

SCHEDULES
Click Here

Contact Info

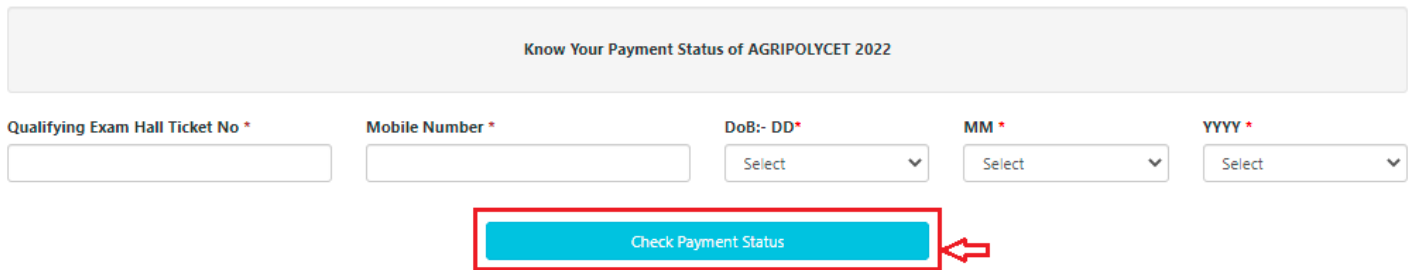
ANGRAU,
Administrative Office, Lam, Guntur - 522034, AP

+91 8008104977

agripolycet@gmail.com

Figure 6 : Know Your Payment Status – Link

After clicking on **Know Your Payment Status** Tab, the following page will be displayed. Furnish the same hall ticket number, mobile number, Date of Birth as given and click on **Check Payment Status** button as shown in the screen below.



Know Your Payment Status of AGRIPOLYCET 2022

Qualifying Exam Hall Ticket No *

Mobile Number *

DoB:- DD*

MM *

YYYY *

Check Payment Status

Figure 7 : Know Your Payment Status

Payment Status will be displayed by clicking on Check Payment Status button as shown in the screen below.

Transaction Successful

Payment Reference ID	:	P123456789600029
ANGRAU Transaction ID	:	angtxnd178289
Bank Transaction ID	:	PTM180538AEC74CD
Qualifying Hall Ticket No.	:	123456789
Qualifying Exam Board	:	APSSC
Candidate Name	:	Test
Date of Birth	:	1-1-2000
Mobile Number	:	913 [REDACTED]
Mobile Number Mentioned	:	Self
Alternative Mobile Number	:	934 [REDACTED]
Email ID	:	[REDACTED]@gmail.com
Category	:	OC
Fee	:	600/-
Transaction Status	:	success

[PRINT](#)

Figure 8 : Know Your Payment Status - Details

4.3 Fill Application (Only After Fee Payment):

The candidate can start filling the application by selecting the tab “Fill Application (only after fee payment)”

Fill in the details of payment reference ID, Qualifying examination Hall ticket number, mobile number and date of birth and click on Proceed to fill application.

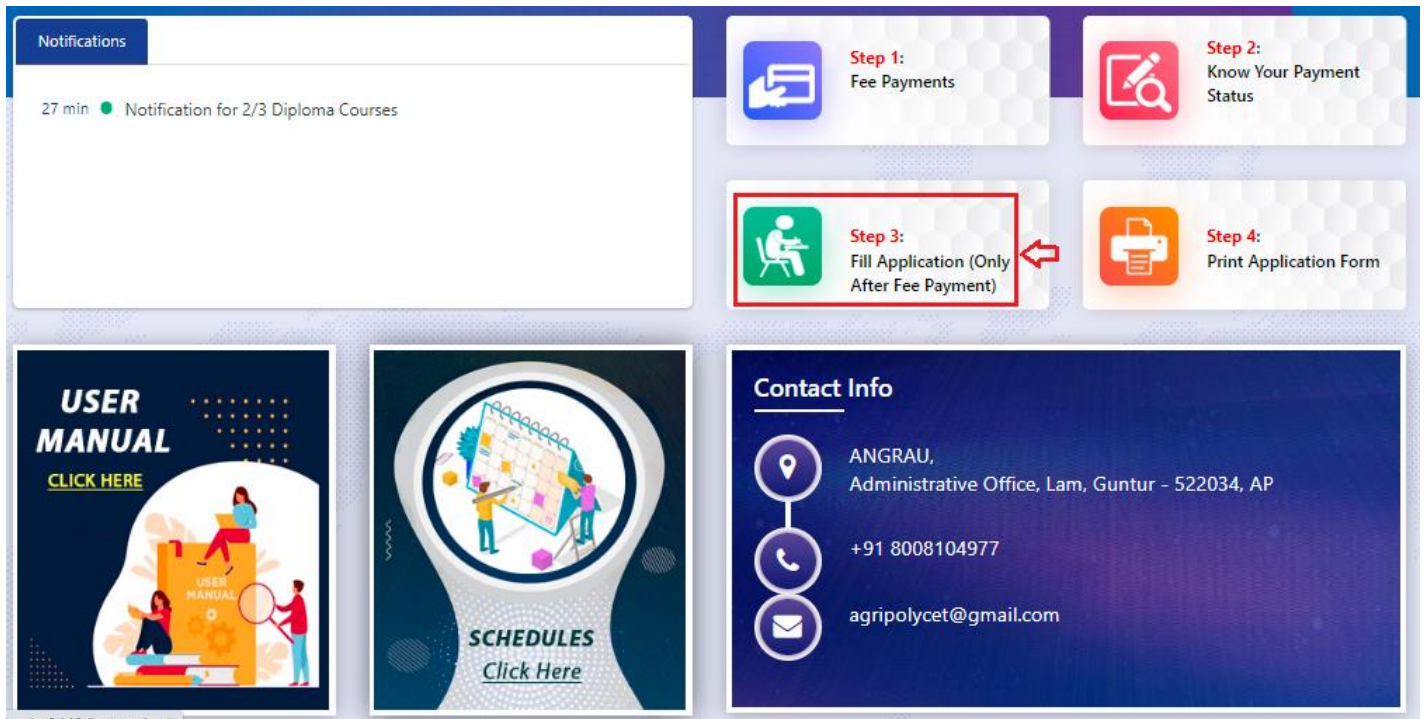
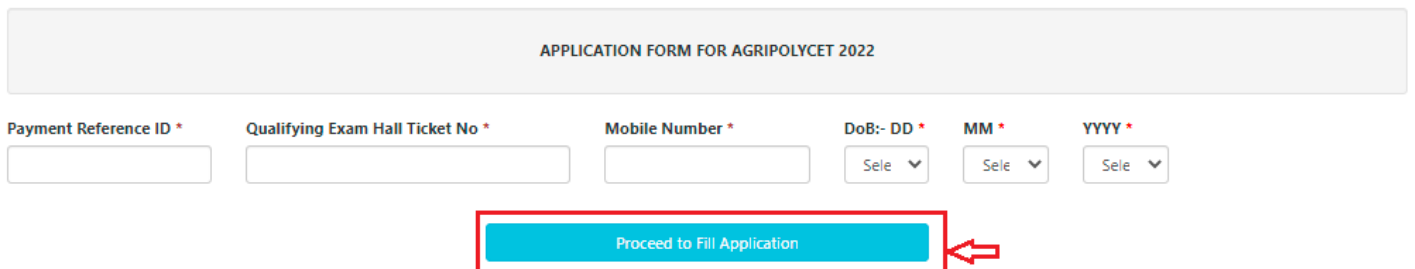


Figure 9 : Filling the Application – Link

After clicking on **Know Your Payment Status** Tab, the following page will be displayed. Furnish the same hall ticket number, mobile number, Date of Birth as given and click on **Check Payment Status** button as shown in the screen below.



The screenshot shows the 'APPLICATION FORM FOR AGRIPOLYCET 2022'. It contains several input fields: 'Payment Reference ID *', 'Qualifying Exam Hall Ticket No *', 'Mobile Number *', 'DoB:- DD *', 'MM *', and 'YYYY *'. Each field has a dropdown menu with 'Sele' selected. Below the input fields is a blue button labeled 'Proceed to Fill Application', which is highlighted with a red box and a red arrow pointing to it.

Figure 10 : Filling the Application

In the application form, the fields marked with “*” symbol are MANDATORY which cannot be left blank without providing information. The details provided during the Registration Fee payment are frozen and cannot be edited.

APPLICATION FORM FOR AGRIPOLYCET 2022

Payment Reference No P12345656767788500036

Name of the Applicant (as per SSC) * <input type="text" value="Test"/>	Date of Birth * <input type="text" value="1/1/2000"/>	Gender * <input type="text" value="Select"/>
Father Name * <input type="text"/>	Mother Name * <input type="text"/>	Caste * <input type="text" value="OC"/>
EWS * <input type="text" value="Select"/>	Annual Income * <input type="text" value="Select"/>	Mobile Number * <input type="text" value="9133444579"/>
Local Region of Study * <input type="text" value="Select"/>	Qualifying Hall Ticket No. * <input type="text" value="12345656767788"/>	Board * <input type="text" value="APSSC"/>
Aadhaar No * <input type="text"/>	Special Categories * <input type="text" value="Not Applicable"/>	Native District * <input type="text" value="Select"/>

Note: Test Centre opted by the applicant is liable to be changed depending upon the number of applicants opted for a given centre.

Center Preference 1* <input type="text" value="Select"/>	Center Preference 2* <input type="text" value="Select"/>	Center Preference 3* <input type="text" value="Select"/>
Upload Photograph * <input type="button" value="Choose File"/> No file chosen <small>Note: Upload JPG file only and Max. 200KB</small>	Upload Signature * <input type="button" value="Choose File"/> No file chosen <small>Note: Upload JPG file only and Max. 150KB</small>	

Freeze & Submit ←

Figure 11 : Filling the Application - Form

- **Father’s Name:** The candidate has to enter his / her father’s name as per 10th class records in the space provided in CAPITAL LETTERS.
- **Mother’s Name:** The candidate has to enter his / her mother’s name as per 10th class records in the space provided in CAPITAL LETTERS.
- **Gender:** Select your Gender among the three options given
- **Aadhaar Card Number/Enrollment No.:** Enter your Aadhar Card number
- **Annual Income of the Parents (in Rs.):** Select any one of the three options provided as given below regarding the “Annual Income of the Parents (Rs.):” A valid income certificate issued by competent authority and its number should be entered.

- **Special Reservation Category:** Reservations are provided for candidates with NCC, CAP, Sports & Games categories also. Select the applicable categories for which supportive certificates are available.
- **Native District:** select your native district
- **Preferred Center District:** Select the priority wise preference
- **Note:- Test center opted by the applicant is liable to be changed depending upon the number of applicants opted for a given center.**
- **Photo and Signature:** Upload Photo and Signature in JPJ format.

After Submission, Application number is generated as shown in the screen below.

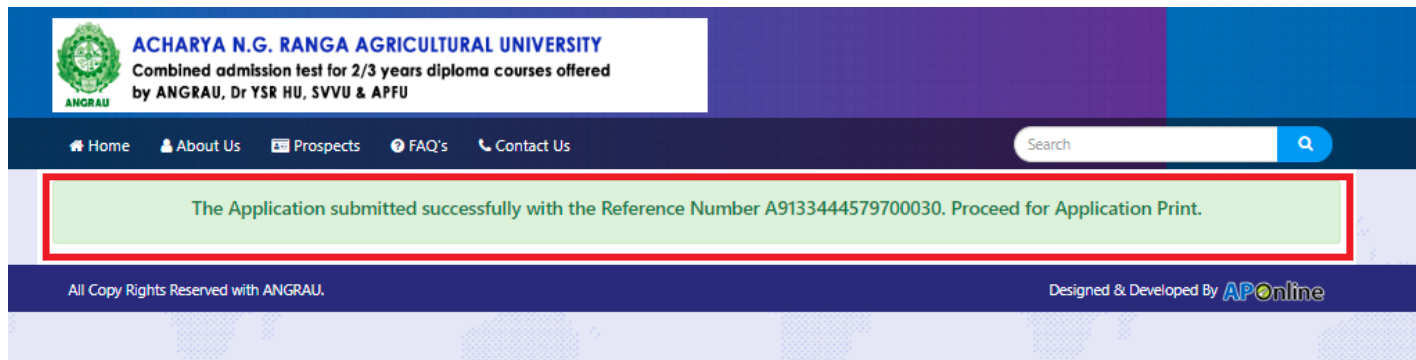


Figure 12 : Fill Application – Application number

4.4 Print Application Form:

Candidate can print the submitted ANGRAU - AGRI POLY CET - 2022 application form through this option.

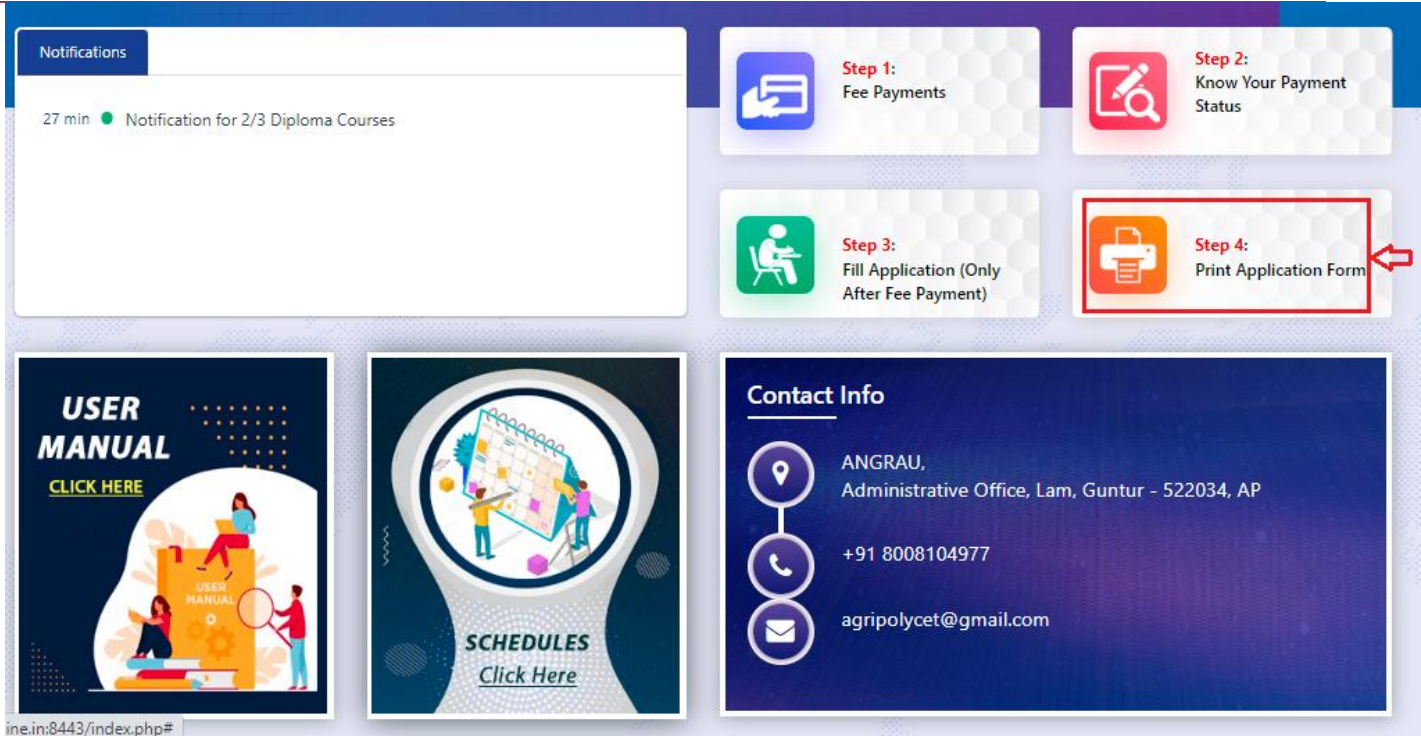
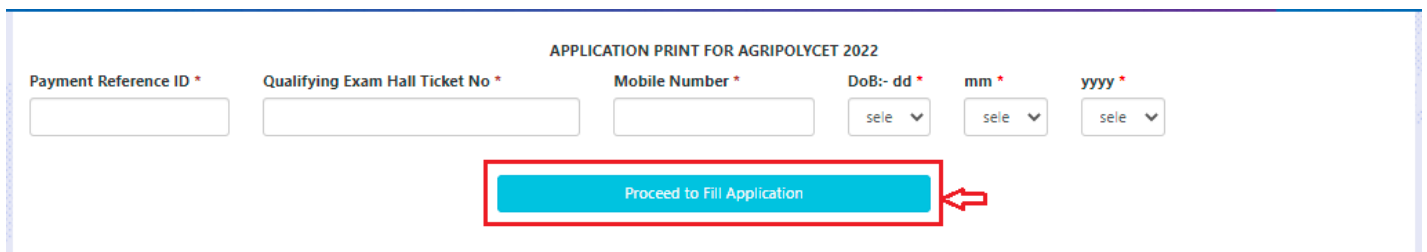


Figure 13 : Application Form for Print/Download - Link

After clicking on Print Application Form link from ANGRAU - AGRI POLY CET - 2022 Home page, the Print Application Form for ANGRAU - AGRI POLY CET - 2022 page will be displayed then enter all the mandatory details and click on Get Application Details as show in the screen below.



The screenshot shows the 'APPLICATION PRINT FOR AGRIPOLYCET 2022' form. It contains the following fields: 'Payment Reference ID *', 'Qualifying Exam Hall Ticket No *', 'Mobile Number *', 'DoB:- dd *' (dropdown menu), 'mm *' (dropdown menu), and 'yyyy *' (dropdown menu). Below these fields is a blue button labeled 'Proceed to Fill Application' (highlighted with a red box and arrow).

Figure 14 : Application Form for Print/Download

After entering all the mandatory details and clicking on Get Application Details, the print copy of the AGRI POLY CET - 2022 will be displayed for printing as show in the screen below.



APPLICATION PRINT FOR AGRIPOLYCET 2022

Application Reference Id:
A9346212624800023

Personal Details

Candidate Name : gvezu
Father Name : satya
Mother Name : satyavathi
Date of Birth :
Gender : Male
Caste Category : OC
EWS Category : Yes
Parent Annual Income : Below 2.5 Lakhs
Aadhar No. : 123456234234
Mobile No :
Mobile Number Mentioned : Self
Alternative Mobile Number :
Email Id :
Native District : ANANTAPUR
Local Area : AU



Qualification Exam Details

Qualification Exam Board : APSSC
Qualification HallTicket No: 123456789

Test Center Details

Test Center District : ANANTAPUR
Test Center Preference1 : Anantapur
Test Center Preference2 : Gooty
Test Center Preference3 : Hindapur
Application Submitted on : 16-05-2022-08:40:39

Payment Details

Reference Id : P12345678900012
Bank Reference Id :
Transaction Id : angrad127133
Amount : 0
Transaction status :
Transaction date :

Generated on : 16-05-2022

Signature & Seal of the Secretary/Correspondent of the Society

I Undertake the responsibility on the correctness of the information, if the Government or Competent Authority notices at any point of time the information furnished above are false or tampered and authorities shall initiate appropriate action as per Law in force. Page 1/1

Figure 15 : Application Form for Print/Download